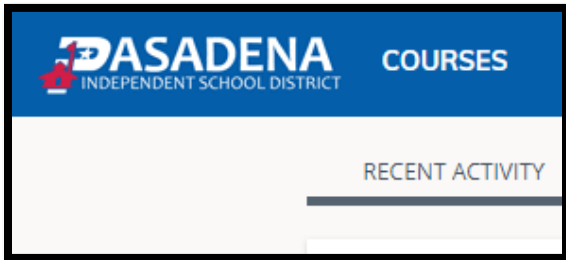


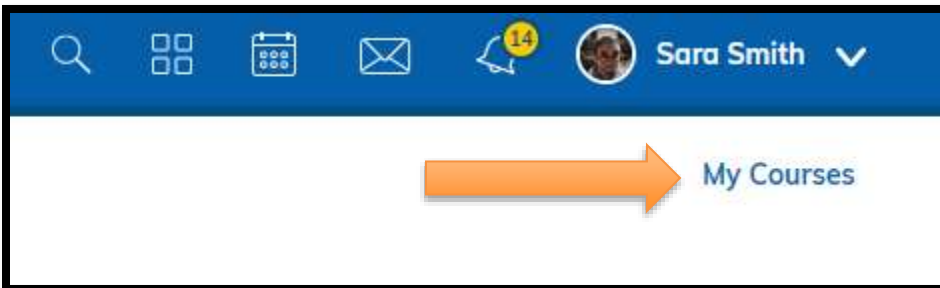
How to Join a Schoology Course



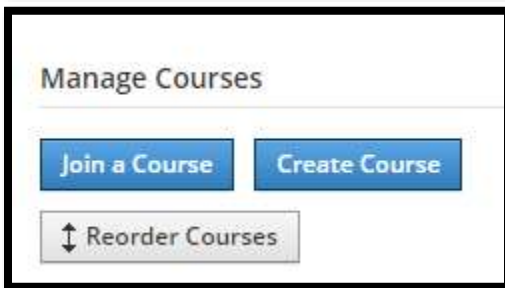
Step 1: To access Schoology, go to the Pasadena ISD Portal: <https://portal.pasadenaisd.org/> and select the Schoology Icon



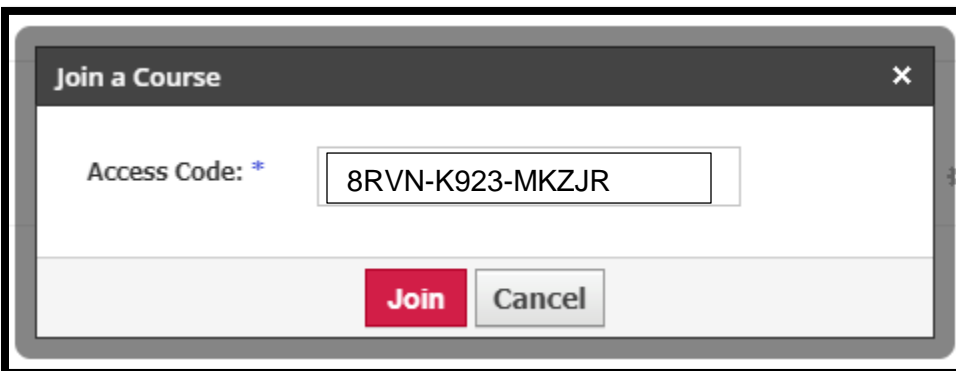
Step 2: Select **COURSES** in the blue ribbon at the top of the screen.



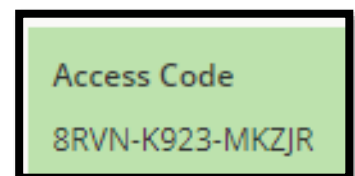
Step 3: Find **My Courses** on the right-hand side of your screen and click.



Step 4: Click on the **Join a Course** button on the right-hand side of your screen.



Step 5: Enter the following Access Code to join the course.



Click on Join.